

Graphical Properties of Easily Localizable Sensor Networks

Brian D O Anderson ^{*} Peter N Belhumeur [†] Tolga Eren [‡] David K Goldenberg [§]
A Stephen Morse [¶] Walter Whiteley ^{||} Y Richard Yang ^{**}

August 24, 2006

Abstract

The sensor network localization problem is one of determining the Euclidean positions of all sensors in a network given knowledge of the Euclidean positions of some, and knowledge of a number of inter-sensor distances. This paper identifies graphical properties which can ensure unique localizability, and further sets of properties which can ensure not only unique localizability but also provide guarantees on the associated computational complexity, which can even be linear in the number of sensors on occasions. Sensor networks with minimal connectedness properties in which sensor transmit powers can be increased to increase the sensing radius lend themselves to the acquiring of the needed graphical properties. Results are presented for networks in both two and three dimensions.

Keywords: Localization, sensor networks, global rigidity, graph theory

1 Introduction

An important problem in the area of sensor networks is that of sensor network localization. Broadly speaking, a planar or possibly three-dimensional array of sensors exists, and a collection of inter-sensor distances are known. Additionally, the Euclidean coordinates of a small number of sensors (beacon or anchor sensors) are known. The localization problem is then one of determining the Euclidean coordinates of all the sensors.

^{*}B D O Anderson is with National ICT Australia and the Research School of Information Sciences and Engineering, Australian National University, Canberra, ACT, Australia. Work supported by National ICT Australia, which is funded by the Australian Government's Department of Communications, Information Technology and the Arts and the Australian Research Council through the *Backing Australia's Ability* initiative and the ICT Centre of Excellence Program.

[†]P N Belhumeur is with Department of Computer Science, Columbia University, New York, NY

[‡]T Eren is with Department of Computer Science, Columbia University, New York, NY

[§]D K Goldenberg is with Department of Computer Science, Yale University, New Haven, CT

[¶]A S Morse is with Department of Electrical Engineering, Yale University, New Haven, CT. Work supported by US Army Research Office and US National Science Foundation

^{||}W Whiteley is with Department of Mathematics and Statistics, York University, Toronto, Canada. Work supported in part by grants from NSERC (Canada) and NIH (USA).

^{**}Y R Yang is with Department of Computer Science, Yale University, New Haven, CT. Work supported in part by US National Science Foundation.

For background papers dealing with various aspects of sensor network localization, see eg. [1–8]. To grasp the context in which the results of this paper are applicable, we shall give a brief taxonomy of methods of sensor network localization. One classification derives from the fact that different quantities may be sensed in order to perform localization. Methods that in some way determine a distance may use received signal strength (but then require a ‘path loss exponent’ to convert power to distance), one- or two-way propagation time, or time-difference-of-arrival, and below these are commented upon further. Methods based on determining angles (Angle Of Arrival or AOA) are also well known. See [9–12] for examples of such methods and the recent interesting paper [13] which sets out to define a fundamental framework for localizability and localization using angle data. Within the framework of methods using distance, the broadest difference is between those methods which use neighbor type information, i.e. information for each sensor about the number of other sensors within a particular distance of that sensor, as opposed to actual distance values to those neighbors (albeit noisy values). Examples of methods using neighbor type information can be found in [14–18]. Prominent within these schemes is Multidimensional Scaling (MDS), concerning which it is relevant to include the following quote from [18]: “MDS can provide a very good starting point for local optimisation. MDS is good at finding the right topology of the network, but not the precise locations of nodes, because MDS uses shortest path distances to approximate the distance between nodes more than 1 hop away and the approximation may not be accurate”.

It is naturally of interest to make comparisons among the various methods for localization. However, this is difficult, if not generally impossible, in part because the data sets to which each method can be applied are different in kind, making fair comparisons hard to achieve.

This paper is concerned with localization in networks where actual distance information is available. Among a number of the key questions that can be asked are the following:

- (a) How much distance data needs to be collected to localize a network, at least if the data is free of noise?
- (b) What is the computational complexity of localization?
- (c) Can localization be carried out sequentially, sensor by sensor, or in some kind of distributed fashion, or are central calculations required?
- (d) What is the effect of noise (i.e. errors in distance measurements) in the various algorithms that might be advanced?

(Of course, a number of these questions apply to other methods, and it is relevant to note for MDS that it is a centralized algorithm in its raw form, though recent work has attempted to break away from this restriction [18].) Semidefinite programming [19, 20] and stochastic annealing [21, 22] underpin two further classes of centralized algorithms.

The key messages of this paper are that graph theory provides tight answers to (a) and (b); and that by collecting more data, but nevertheless an amount of data that scales linearly with the number of sensors, a helpful answer to (c) can be provided. While little can at this stage be said about (d), we note two recent works that tie together noise with sequential localization based on trilateration [23, 24] and a further work using trilateration ideas to improve an estimate of path loss exponent in the received signal strength approach to distance determination, see [25].

What is primarily being advanced in this paper are theoretical underpinnings for the applicability of a number of methods already advanced by others. However, we do present some simulation data later in the paper that illustrates these theoretical underpinnings, and note that further simulation data relevant to a number of the ideas in this paper can be found in [26, 35].

the localization problem based on distance measurements. The problem can be split up into an *existence* or solvability problem and an *algorithmic* problem. The existence problem is: what are the properties of a sensor network which ensure unique solvability of the localization problem? The algorithmic problem is: how can one go about solving the localization problem, and what is the computational complexity involved in a solution? A more refined question of an algorithmic character is: how can one deal with the presence of errors in the inter-sensor measurements, and how do such errors translate into errors in the algorithm's output of sensor coordinates?

1.2 The role of graph theory

Many of these problems can be studied in the framework of graph theory, and we will cast the ideas of this paper using this perspective. Let the set of sensor nodes be S , let distances d_{ij} between certain pairs of nodes s_i, s_j be given, and suppose the coordinates p_i of certain nodes (the anchor nodes) s_i are known. The localization problem is one of finding a map $p : S \rightarrow \mathbb{R}^d$ (where d is 2 or 3) which assigns coordinates $p_i \in \mathbb{R}^d$ to each node s_i such that $\|p(i) - p(j)\| = d_{ij}$ holds for all pairs i, j for which d_{ij} is given, and the assignment is consistent with any node coordinate assignments provided in the problem statement.

We can associate a graph $G = (V, E)$ with a sensor network by associating a vertex of the graph with each sensor (the vertex set is V), and an edge of the graph with each sensor pair for which the inter-sensor distance is known (the edge set is E). Let V denote the number of vertices and E the number of edges. A d -dimensional **framework** (G, p) is a graph $G = (V, E)$ together with a map $p : V \rightarrow \mathbb{R}^d$. The framework is a **realization** if it results in $\|p(i) - p(j)\| = d_{ij}$ for all pairs i, j where $ij \in E$. [One can form a mental picture of such a framework as a physical structure of bars and joints, with the bar lengths equal to the prescribed distances]. Two frameworks (G, p) and (G, q) are **equivalent** if $\|p(i) - p(j)\| = \|q(i) - q(j)\|$ holds for all pairs i, j with $ij \in E$. The two frameworks (G, p) and (G, q) are **congruent** if $\|p(i) - p(j)\| = \|q(i) - q(j)\|$ holds for all pairs i, j with $i, j \in V$. This is the same as saying that (G, q) can be obtained from (G, p) by an isometry of \mathbb{R}^d , i.e. a combination of translations, rotations and reflection.

A framework (G, p) is **rigid** if there exists a sufficiently small positive ϵ such that if (G, q) is equivalent to (G, p) and $\|p(i) - q(i)\| < \epsilon$ for all $i \in V$ then (G, q) is congruent to (G, p) . Intuitively, a rigid framework cannot flex. We remark that there exist rigid frameworks (G, p) and (G, q) which are equivalent but not congruent, see [27]. A framework (G, p) is **globally rigid** if every framework which is equivalent to (G, p) is congruent to (G, p) . Obviously, if G is a complete graph then the framework (G, p) is necessarily globally rigid.

Given the graph and distance set of a globally rigid framework, there is not enough information to position the framework absolutely in \mathbb{R}^d . To do this requires the absolute position of at least three vertices ($d = 2$) or four vertices ($d = 3$), and in fact they must be generically positioned. In \mathbb{R}^2 for example, knowledge of the absolute position of three vertices would not be sufficient if they were collinear, as the absolute position of all other vertices would only be determined up to reflection about the line passing through the collinear vertices.

The existence/solvability problem for sensor networks can be thought of as follows. Suppose a framework is constructed which is a realization, i.e. the edge lengths corresponding to the collection of inter-sensor distances. The framework may or may not be rigid; and even if it is rigid, there may be a second and differently shaped framework which is a realization (constructable with the same vertex, edge and length assignments). If up to congruence there is a **unique** rigid realizing framework consistent with the lengths, i.e. the framework is globally rigid, then the sensor network can be thought of as like a rigid entity of known structure, and one then only needs to know the Euclidean position of several sensors in it to locate the whole framework in two or three dimensional space as the case may be, see [6]. So the existence/solvability problem is describing how one can decide if a prescribed framework is globally rigid.

of all its points is algebraically independent over the rationals. It is known that rigidity of frameworks in \mathbb{R}^d is a generic property. In other words, provided p is generic, the graph G alone determines the rigidity of the framework, and so we can speak of **rigidity of a graph**. Note that there may be a thin set of vertex positions (in general defined by one or more equalities which are polynomial in the vertex positions and have rational coefficients) such that rigidity does not hold on this set. We remark that there is a test for rigidity involving the rank of a matrix with entries formed from the coordinates of the vertices, and in two dimensions there is a combinatorial (essentially graph theoretic) necessary and sufficient condition for rigidity, termed Laman's theorem [28].

Although the matrix rank condition generalizes to three dimensions, no necessary and sufficient combinatorial condition is available for three dimensions; the obvious generalization of the Laman conditions are only necessary in three dimensions, but not sufficient, [29,30]

What of the global rigidity property? In two dimensions, there is an elegant necessary and sufficient condition for **generic global rigidity** of a framework (i.e. global rigidity of a generic framework), and it is of a graph theoretic nature: either the associated graph is the complete graph on three vertices or it must have two properties which we unpack immediately below, viz. it must be **3-connected** and it must be **generically redundantly rigid**, [27,31].

The definition of **3-connectedness** is standard: between any two vertices of the graph, there must exist at least three paths which have no edge or vertex in common (apart from the end vertices), or equivalently, it is not possible to find two vertices whose removal (together with the removal of the edges incident on them) would render the graph unconnected.

A graph is termed **generically redundantly rigid** if with the removal of any edge, it remains generically rigid. In two dimensions, there is a variant of Laman's theorem for checking generic redundant rigidity.

In three-dimensional space, it is necessary that a graph be 4-connected and generically redundantly rigid for the graph to be generically globally rigid. However, these conditions are known to be insufficient, [32,33]. No necessary and sufficient conditions for generic global rigidity are known, and it is not clear that such conditions have to exist, in contrast to the two dimensional case. That is, there may be examples of three dimensional graphs for which specification of a set of lengths confined to certain intervals for each length always guarantees global rigidity, while specification of the lengths for the same sensor pairs but confined to other intervals for each length results in lack of global rigidity. On the other hand, it is clear that there do exist graphs which are generically globally rigid in \mathbb{R}^3 , for example, any complete graph with 4 or more vertices.

The computational complexity of the algorithmic localization problem has been dealt with in the literature. The general answer is that the computational complexity of localization is NP-hard and probably exponential in the number of vertices, [34]; this continues to be true for an important subclass of sensor network graphs, those which are unit disk graphs (which capture the common practical constraint that two vertices have an edge joining them in the graphical representation of the sensor network if and only if the sensors are closer than a pre-specified constant distance, r say, often termed the sensing radius, [35]).

Not surprisingly however, exceptions to the general computational complexity conclusion can be found by imposing more conditions on the underlying graph. In particular, one might expect that with more data, i.e. more inter-sensor distances being specified than the minimum number required to secure generic global rigidity of the underlying graph, there might be an opportunity to cut computational costs. Indeed this is so. There is an important class of graphs in two dimensions, called trilateration graphs and defined in detail in a later section, in which the computational complexity of localization is polynomial, and on occasions linear, in the number of vertices, [6]. (The linear result applies if a so-called seed of the trilateration graph is known; if it is unknown, it takes in general polynomial time to find). Now while many graph theory results available for two dimensions do not generalize, or do not generalize straightforwardly, to three dimensions,

allows a three-dimensional sensor network with the quadrilateration property to be localized in polynomial (or linear, given a seed) time.

We come now to the key contribution of this paper. It is *to explain how to systematically construct generically globally rigid, trilateration and quadrilateration graphs from graphs without these properties*. When we say ‘construct’, we imply ‘by adding extra edges in the graph’. However what is also important is how the addition of extra edges can be implemented in the underlying sensor network. Roughly speaking, it involves sensors determining distances not just to their immediate neighbors, but also to their two-hop, three-hop and even four-hop distant neighbours. This may be a natural thing to do in a sensor network: for a network for which the underlying graphical model is a unit disk graph, it corresponds to upping the sensing radius (presumably by adjusting transmit powers) for each sensor. In the case of determining distances to two-hop neighbours, doubling of the sensing radius will suffice. Indeed, an advantage of this construction-based approach is that during deployment, sensors can first perform simple topology control (using for example measurement power control) to construct a topology with simple connectivity-based properties. Topology control for connectivity is well studied (e.g., [23, 40, 42–44]). Then using our construction-based operation (e.g. power control), the network constructs a localizable topology. Note the important property that upward adjustment of the sensing radius may only be required for a localization step, which may only need to be performed once, or at least occasionally. For handling of data collected by the sensor network (apart from that used in localization), a lower degree of connectivity may well suffice.

There are, actually, other alternatives to sensor radius adjustment, however that is achieved. First, if a sensor can determine the angle between two of its neighbours in addition to the distances to those neighbours, then the cosine law allows determination of the distance between those neighbours. Any pair of neighbours of a given sensor are either neighbours of each other or at a two-hop distance from each other, and so all direct distances between two-hop neighbours can be determined given applicability of the cosine law idea. Second, especially if the network is a random network, i.e. one where sensors are positioned in accord with some prescribed distribution, often uniform or Poisson, doubling of the sensor radius can be replaced by using 4 times as many sensors with the same sensor radius as before.

Two further points should be noted. First, in order that a sensor sense and be sensed by its two-hop distant neighbors, a doubling of the sensing radius may be excessively great. Suppose a particular sensor j has n_j neighbors. Let every sensor pass to its neighbors the list of its own neighbors. Each sensor in this way can learn the list of its two-hop neighbors. If sensors increase their powers synchronously, they only need to do so until the correct set of two-hop neighbors are seen. Second, in order to communicate with two-hop neighbors, the communication may not need to be as frequent as that with the immediate neighbors (and thus a saving of power can be achieved). In fact, it might only be required once. The point of communicating with two-hop neighbors is often to eliminate a binary ambiguity (known as flip ambiguity). Once this is eliminated, even for a moving sensor network, it may be enough to remain within range only of the original neighbors.

1.3 Structure of the paper

Sections 2 and 3 deal with the construction of globally rigid graphs in two and three dimensions respectively, Section 4 deals with the construction of trilateration graphs in two dimensions and quadrilateration graphs in three dimensions. Section 5 presents evaluation results. Section 6 contains concluding remarks. The result of Section 2 was announced in [6] without proof. The three-dimensional results of Section 3, the results of Section 4, and the evaluations in Section 5 are new.

Before stating the main result of the section, we need to introduce some notation. Let $G = (V, E)$ be a graph. Then the graph G^2 is defined as $(V, E \cup E^2)$ where $(v_a, v_b) \in E^2$ just when $v_a \neq v_b$ and there exists v_c with $(v_a, v_c) \in E$ and $(v_b, v_c) \in E$. Thus G^2 is obtained from G by adding edges between the vertex pairs of G which are separated by precisely one intermediate vertex, i.e. by adding edges between the two-hop vertex pairs of G . The concept of the power of a graph can be found in the literature, e.g. [36], see page 74. Second, we say that a graph is **edge k -connected** if between any two vertices, there exist k paths with no two paths sharing an edge in common (though two paths may have a vertex in common). Since k -connectedness requires the existence of k paths between any two vertices with no edge or vertex pairwise common, it is evident that k -connectedness implies edge k -connectedness, but not the converse.

Now we have the main result of the section.

Theorem 2.1 *Let $G = (V, E)$ be an edge 2-connected graph in \mathbb{R}^2 . Then G^2 is generically globally rigid.*

Note that if G is an abstraction of a sensor network, and if an edge occurs in G just when the two corresponding sensors are within a common sensing radius r of one another, then a doubling of the sensing radius will produce a new graph which has G^2 as a proper (though not necessarily strictly proper) subgraph. Consequently, the new graph will be generically globally rigid, and the sensor network localizable for generic sensor locations, given three or more anchor nodes.

In Section 1, we outlined a simple procedure indicating how sensors might adjust their power levels in order to replace G by G^2 . It turns out that the consequent localization task is not especially complicated. The reader not interested in the proof of Theorem 2.1 should proceed straight to Section 2.3 to read how localization can be performed.

2.1 The special case of a cycle

In order to prove this main result, we shall first establish the result for a graph G which is precisely a cycle. Refer to Figure 1

Lemma 2.1 *Let C be a cycle in \mathbb{R}^2 ; then C^2 is generically globally rigid.*

Proof Suppose that C has vertices v_1, v_2, \dots, v_k and edges $v_1v_2, v_2v_3, \dots, v_{k-1}v_k, v_kv_1$. If $k = 3$ the result is trivial (as the complete graph on three vertices is generically globally rigid). So assume $k > 3$. We shall show that C^2 is 3-connected and then generically redundantly rigid. As noted in the introduction, these properties are necessary and sufficient to establish generic global rigidity.

Consider the existence of paths in C^2 between v_1 and v_{2m+1} for any m with $2m + 1$ not exceeding k . Three paths which have no common vertices other than end vertices are: $v_1v_kv_{k-1} \dots v_{2m+1}$, $v_1v_3v_5 \dots v_{2m+1}$ and $v_1v_2v_4 \dots v_{2m}v_{2m+1}$. Likewise if we consider paths between v_1 and v_{2m} , then the following paths have no common vertices other than end vertices: $v_1v_kv_{k-1} \dots v_{2m}$, $v_1v_3v_5 \dots v_{2m-1}v_{2m}$ and $v_1v_2v_4 \dots v_{2m}$. This establishes the 3-connectedness of C^2 .

It remains to show that if we remove an edge from C^2 then it remains rigid. Suppose an edge is removed which is an edge of C , without loss of generality v_kv_1 . Consider the sequence of triangles, the edges of which are all in C^2 : $v_1v_2v_3, v_2v_3v_4, v_3v_4v_5, \dots, v_{k-2}v_{k-1}v_k$, and the corresponding subgraphs spanned by the vertices and edges as each triangle is added. A Henneberg sequence of vertex additions results, with each member of

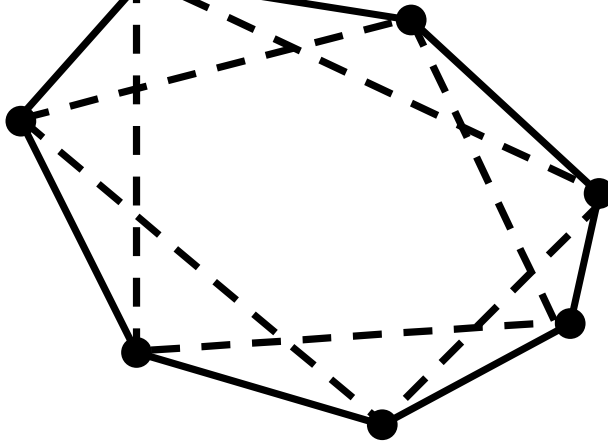


Figure 1: Doubling a cycle. The graph of the original cycle has edges depicted by solid lines, and the additional lines of C^2 are shown using dashed lines. Each of these additional lines joins two vertices which are a two-hop distance apart in the original graph

the sequence differing from the previous one by the addition of one vertex of degree 2. By a standard result in rigid graphs the resulting graph is generically rigid.

It is also a subgraph of C^2 which contains all vertices of C^2 but does not contain the edge $v_k v_1$. Hence $C^2 \setminus v_k v_1$ is generically rigid. If instead of the edge $v_k v_1$ the edge $v_{k-1} v_1$ is removed, the same argument applies. Hence generic redundant rigidity of C^2 is established. ■

While the above lemma establishes the generic global rigidity property of C^2 , it contains no indication of any algorithm by which C^2 might be localized, or how a globally rigid framework realizing C^2 might be found. We shall interrupt the flow of the proof of Theorem 2.1 to establish this, in the process providing an alternative proof to Lemma 2.1.

Suppose C has vertices v_1, v_2, \dots, v_k and edges $v_1 v_2, v_2 v_3, \dots, v_k v_1$. Then C^2 has edges $v_1 v_2, v_1 v_3, v_2 v_3, v_2 v_4, \dots, v_{k-1} v_k, v_{k-1} v_1, v_k v_1$ and $v_k v_2$. Consider the realization of a framework F corresponding to C^2 , where we fix the coordinates of v_1, v_2 and v_3 so that $v_1 = (0, 0), v_2 = (a, 0)$ and $v_3 = (b, c)$ for some $a, c > 0$. Knowledge of the lengths of $v_2 v_4$ and $v_3 v_4$ establishes the position of v_4 with a binary ambiguity. For each of these possible locations for v_4 , knowledge of the lengths $v_3 v_5$ and $v_4 v_5$ will establish the position of v_5 with a binary ambiguity, making four possibilities in all. Successively, we obtain the positions of v_6, v_7, \dots, v_k with $2^3, 2^4, \dots, 2^{k-3}$ ambiguities. However, v_k is also connected to v_1 and v_2 . Knowledge of the associated lengths resolves the ambiguity in the position of v_k . (In fact, knowledge of the length between v_k and v_1 alone will be sufficient; further, there is yet another edge, viz. that joining v_{k-1} to v_1 , the use of which would resolve all ambiguities save that associated with v_k). Resolving the ambiguity in v_k then sequentially allows resolution of the ambiguity in $v_{k-1}, v_{k-2}, \dots, v_4$, and in this way the unique realization of the framework (up to congruence) is established.

The idea is depicted in Figure 2.

As noted above, this constructive procedure provides an alternative proof of Lemma 2.1. A further proof again has been suggested in a communication of Cheung and Whiteley [38], based on iterating a Henneberg edge-splitting construction starting with the complete graph on four vertices. Such a procedure establishes that when C contains n vertices, then C^2 less the edges $v_1 v_n$ and $v_2 v_n$ is globally rigid, for $n = 5, 6, \dots$

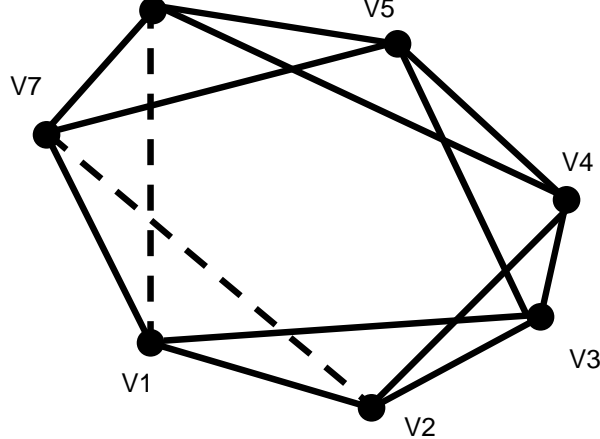


Figure 2: Intermediate step of localization process. The solid lines depict those edge lengths which have been used in an attempt to localize all vertices. However, until the length of the line joining v_7 to v_1 is used, there remains a multiplicity of positions, finite in number for v_7 and some earlier vertices. This multiplicity is eliminated and unique positions (up to congruence) are found. It is not necessary to use the lengths of the dashed lines.

2.2 Generic edge 2-connected graphs

We return now to the proof of Theorem 2.1. A further two Lemmas will be used to prove the main result. The second especially is intuitively obvious, and no proof will be given here.

Lemma 2.2 *Let H_0 be a generically globally rigid graph in \mathbb{R}^2 with at least three vertices, and let a further graph H_1 be defined by adjoining one vertex to the vertex set of H_0 , and three edges, each connecting the new vertex to three different vertices of H_0 . Then H_1 is generically globally rigid.*

Proof Let a be the additional vertex adjoined to H_0 . Let F_0 be a generic framework realizing the graph H_0 . Consider the realization of a framework F_1 corresponding to the graph H_1 , where the vertices other than a are located as in the framework F_0 . The one vertex of F_1 for which coordinates have to be determined is the vertex a . Consider any two of the three edges incident on a ; knowledge of each length positions a on the circumference of each of two circles, and thus generically there are two possible points for a to lie at, relative to F_0 . Knowledge of the length of the third edge linking a to F_0 then eliminates the ambiguity. Thus the global rigidity of F_0 implies the same property for F_1 . Hence H_1 is generically globally rigid. ■

Lemma 2.3 *Let $H_1 = (V_1, E_1)$ and $H_2 = (V_2, E_2)$ be two generically globally rigid graphs in \mathbb{R}^2 with at least three vertices in common. Then $H_1 \cup H_2 = (V_1 \cup V_2, E_1 \cup E_2)$ is generically globally rigid.*

Note that the qualification implied by the word generically in the preceding two lemmas is mild overkill. Whereas genericity demands of a set of vertices that their coordinates do not satisfy a polynomial equation involving rational coefficients, all that is actually required in the hypotheses of the lemmas is that the points be in general position, i.e. that there are no three vertices on a line (a property which is implied by genericity). If the three vertices in a realization of the graph H_0 of Lemma 2.2 happen to be collinear for example, then the realization of the graph H_1 will not be globally rigid, no matter where the extra vertex is located.

contains just one cycle we are done. Therefore, suppose that G contains more than one cycle and that one cycle is $C_1 = v_1v_2\dots v_k$. If the vertex set of C_1 is identical with that of G it is clear we are done by Lemma 2.1. Suppose then it is not identical; because G is connected, every vertex in $G \setminus C_1$ is joined by a path to C_1 and therefore there is a vertex of $G \setminus C_1$ that is connected by a single edge to a vertex of C_1 . Call this vertex v_L , and without loss of generality let the edge be v_1v_L .

Now consider the graph $G_1 = (V_1, E_1)$ with vertex set that of C_1 together with v_L and with edge set that of C_1 together with v_1v_L . Then G_1^2 has as its edge set the edges of C^2 and three more edges, viz v_1v_L, v_2v_L and v_kv_L . By Lemma 2.2, and identifying C^2 with H_0 , we see that G_1^2 is generically globally rigid. See Figure 3.

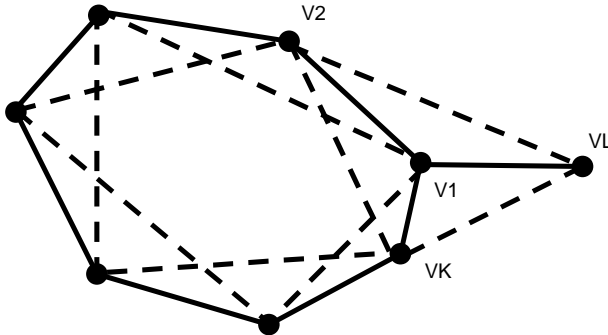


Figure 3: The graphs G_1 and G_1^2 of Theorem 2.1; the latter is generically globally rigid by Lemma 2.2 and the generic global rigidity of C^2

Now because G is edge 2-connected, there is necessarily a second path other than the single edge v_1v_L linking the two vertices v_1 and v_L , i.e. there is a cycle, call it C_2 , containing these two vertices as successors. The cycle clearly cannot contain both v_2 and v_k as a successor of v_1 . Without loss of generality, suppose it does not contain v_2 as a successor of v_1 . Consider the graph $G_2 = (V_2, E_2)$ with vertex set that of C_2 together with v_2 and with edge set that of C_2 together with v_1v_2 . Then arguing as in the previous paragraph, we have that G_2^2 is generically globally rigid. This graph also contains the three vertices v_1, v_2, v_L together with the three edges joining them. The graph G_1^2 has the same property; since both are globally rigid, the graph formed from the union of the vertex sets and the edge sets of G_1^2 and G_2^2 is generically globally rigid, by Lemma 2.3. This graph is obviously a subgraph of $(G_1 \cup G_2)^2$ with the same vertex set. Accordingly, $(G_1 \cup G_2)^2$ must then be globally rigid.

If the vertex set of this graph is a strictly proper subset of the vertex set of G , then one must find a further vertex joined by a single edge to $C_1 \cup C_2$, and then argue as in the immediately preceding paragraph. This procedure is continued, until the set of vertices of $G_1 \cup G_2 \cup \dots \cup G_r$ for some r is identical with the vertex set of G , and $(G_1 \cup G_2 \cup \dots \cup G_r)^2$ is generically globally rigid and a subgraph of G^2 . This establishes that G^2 is generically globally rigid. ■

2.3 An algorithm to localize G^2

We can describe fairly easily how localization occurs for a sensor network with a graph which is of the form G^2 , where the underlying graph G is 2 edge-connected. (If there is a subgraph of the graph of the sensor network containing all vertices and of the form G^2 , the result is equally true). We identify a cycle C_1 in G , with vertices v_1, v_2, \dots, v_k and edges $v_1v_2, v_2v_3, \dots, v_kv_1$. In the associated framework, temporarily suppose that v_1 is located at $(0, 0)$, v_2 at $(a, 0)$ and v_3 at (b, c) for some $a, c > 0$. Following the procedure given

C^2 allow localization of v_4, v_5, \dots, v_k (retaining the temporary coordinate basis). We locate a second cycle C_2 of G intersecting C_1 but with at least one distinct vertex. In the associated framework, we localize the vertices of $C_1 \cup C_2$ using the edges of $(C_1 \cup C_2)^2$; this is straightforward and is described in the theorem proof. The procedure is continued until all vertices are localized. Using anchor positions, an isometry based on translation, rotation and possible reflection of the initially localized framework (the location of which depended on making a temporary assumption about the positions of v_1, v_2 and v_3) can be determined, which yields new and correct localized values. Figure 4 formally specifies the algorithm. Note that in order to improve algorithm efficiency, when we search for a new cycle G_m intersecting previous cycles and a first new vertex, call it v , in G_m , we try to identify a short cycle. This can be achieved by modifying the standard depth-first search algorithm [37]: at each node, before we take the recursion, we first check if any of the neighbors of the node is directly connected back to v . Also note that we can reduce the complexity of the algorithm by using ear-decomposition to identify the cycles at the beginning of the algorithm, but this may be less effective compared with the algorithm in Figure 4.

```

▷  $G(V, E)$ : the input 2-connected graph
▷  $L$ : the set of already localized sensor nodes

identify a cycle  $C = v_1 v_2 \dots v_k$  from  $G$ 
 $v_1 \leftarrow (0, 0)$ ;  $v_2 \leftarrow (a, 0)$ ;  $v_3 \leftarrow (b, c)$ 
localize the sensor nodes in  $C$ 
 $L \leftarrow \{\text{nodes in } C\}$ 
while ( $L$  does not contain all nodes)
    construct graph  $G_m(V, E_m)$  from  $G$  with node set  $V$  and edge set  $E_m$ :
         $E_m = \{(u, v) : \exists v' \in L \wedge (u, v') \in E\} \cup \{(u_1, u_2) \in E : u_1, u_2 \notin L\}$ 
    identify a cycle  $C = v v_1 \dots v_k$  in  $G_m$  starting from  $v$ 
    localize nodes  $v_1$  to  $v_k$ 
     $L \leftarrow L \cup \{v_1, \dots, v_k\}$ 
compute sensor true positions using a transformation based on anchor positions

```

Figure 4: An algorithm to localize G^2 when G is 2 edge-connected.

In a preprint of Cheung and Whiteley [38], it is noted that the 2-edge connected condition in the theorem statement can tolerate a minor relaxation, and in the process establish a necessary and sufficient condition for G^2 to be globally rigid: G must be connected, and such that if the removal of any edge e disconnects G , then one of the two components is a single vertex. The proof is a simple extension of that given above.

3 Generating Globally Rigid Three-dimensional Graphs

While sensor networks in two dimensions appear much more common than those in three dimensions, it is apparent that there should be no inherent limitation of interest to two dimensions. In this section, we prove an extension of the two dimensional result of the previous section. Again, our starting point will be the properties of a cycle. However, we cannot proceed by working with the three-dimensional generalisations of 3-connectivity and redundant rigidity, and we need an alternative procedure in \mathbb{R}^3 to establish generic global rigidity of a certain graph derived from a cycle. The procedure will be like that mentioned in Section 2 after the proof of Lemma 2.1, where we indicated how a realization of C^2 (for a two-dimensional cycle C) could be found.

We need to introduce some notation. Let $G = (V, E)$ be a graph in \mathbb{R}^3 . Then the graph G^3 is defined as $(V, E \cup E^2 \cup E^3)$ where $(v_a, v_b) \in E^3$ when there exists v_c and v_d with $(v_a, v_c) \in E$, $(v_c, v_d) \in E$ and

separated by precisely one or two intermediate vertices, i.e. by adding edges between the two-hop and three-hop vertex pairs of G .

The result we shall in fact prove is the following.

Theorem 3.1 *Let $G = (V, E)$ be an edge 2-connected graph in \mathbb{R}^3 . Then G^3 is generically globally rigid.*

When G is associated with a sensor network in which every sensor has a common sensing radius r , a tripling of the radius will induce a graph of which G^3 is a (not necessarily strictly proper) subgraph. (If vertices joined by a path with three or more intermediate vertices correspond to sensors closer than $3r$, then G^3 will be a strictly proper subgraph.) Radius tripling provides a (potentially expensive) way of securing the level of connectivity required to achieve sensor network localization, always provided of course that one can postulate an edge 2-connected graph to start with. [Incidentally, based on the two-dimensional result, one might have conjectured a result like that of the theorem, but with the stronger hypothesis of edge 3-connectivity rather than edge 2-connectivity.]

3.1 The special case of a cycle

As for the two-dimensional case, we shall first consider a graph which is exactly a cycle; then we shall build out to a general graph. Accordingly, as the starting point for proving the theorem, we shall prove:

Lemma 3.1 *Let C be a cycle in \mathbb{R}^3 ; then C^3 is generically globally rigid.*

Proof The case $k = 4$ is trivial, since then C^3 is the complete graph on 4 vertices. So suppose there are more than 4 vertices. For $k = 5$ it is easy to see that C^3 is also a complete graph. As such, it is globally rigid.

Suppose then that $k > 5$. Now v_1, v_2, v_3 and v_4 are vertices of a complete tetrahedral subgraph of C^3 . Also, in C^3 edges join v_5 to each of v_2, v_3 and v_4 —one can think of this as a kind of Henneberg extension. Hence the subgraph of C^3 defined by the vertices v_1 through v_5 and the edges joining them in C^3 is rigid; there are two possible non-congruent frameworks corresponding to the specified distances, being distinguished by the two partial reflections of the tetrahedron defined by v_2 through v_5 relative to the tetrahedron defined by v_1 through v_4 . If $k < 8$, this ambiguity is however not present since v_1v_5 is an edge whose length in the framework determines which of the two possibilities applies.

Next, v_6 is connected to v_3, v_4 and v_5 in C^3 . (Again, one might think of this as Henneberg extension). Hence, discounting for the moment the existence of any edges linking v_5 to v_1 or v_6 to v_1 or v_2 , the subgraph of C^3 defined by the vertices v_1 through v_6 is rigid, with four possible non-congruent frameworks corresponding to the distances; the frameworks are distinguished by the two partial reflections of the tetrahedron defined by v_2 through v_5 and a further two partial reflections of the tetrahedron defined by v_3 through v_6 . In the event that $k < 9$, there will be present in C^3 an edge connecting v_5 to v_1 or v_6 to v_1 or v_2 , and then the ambiguity will be resolved.

The argument continues in this way, considering the addition of v_7, v_8 , etc., with each additional vertex and its three connecting edges to earlier indexed vertices defining a rigid subgraph of C^3 with a number of binary ambiguities of noncongruent frameworks defined by partial reflections. The overall ambiguity associated with the aggregate of these partial reflections will be resolved when, if m is the number of vertices in the cycle C , the vertex v_{m-2} is introduced, since it is also connected in C^3 to v_1 . This means that C^3 is generically globally rigid, as claimed. ■

To build out the result for a cycle to one applicable to more general graphs than a cycle, we shall rely on the following two Lemmas, which are intuitively obvious variants on two lemmas in the previous section and for which no proof will be given.

Lemma 3.2 *Let H_0 be a generically globally rigid graph in \mathbb{R}^3 with at least four vertices, and let a further graph H_1 be defined by adjoining one vertex to the vertex set of H_0 , and four edges, each connecting the new vertex to four different vertices of H_0 . Then H_1 is generically globally rigid.*

Lemma 3.3 *Let H_1 and H_2 be two generically globally rigid graphs in \mathbb{R}^3 with at least four vertices in common. Then $H_1 \cup H_2$ is generically globally rigid.*

Once again, we note that the qualifier ‘generically’ in the lemma hypotheses can be replaced by requiring that no four points are in general position, i.e. coplanar. The result of Lemma 3.1 on cycles will not be valid in a realization where four successive vertices of C are coplanar. And likewise, if in Lemma 3.2 the four vertices of H_0 to which the new vertex of H_1 is connected are coplanar in a particular realization, the associated realization of H_1 cannot be globally rigid.

Proof of Theorem 3.1 If G contains just one cycle we are done. Therefore, suppose that G contains more than one cycle and that one cycle is $C_1 = v_1v_2\dots v_k$. If the vertex set of C_1 is identical with that of G it is clear we are done by the first Lemma. If not, we can choose a vertex of $G \setminus C_1$ that is connected by a single edge to a vertex of C_1 . (Since G is connected, there must be such a vertex). Call this vertex v_L , and without loss of generality let the edge be v_1v_L .

Now because G is edge 2-connected, there is necessarily a second path other than the single edge v_1v_L linking the two vertices v_1 and v_L , i.e. there is a cycle, call it C_2 , containing these two vertices as successors. The cycle clearly cannot contain both v_2 and v_k as the other successor node of v_1 . Without loss of generality, suppose it does not contain v_2 .

Consider the graph $G_1 = (V_1, E_1)$ with vertex set that of C_1 together with v_L and with edge set that of C_1 together with v_1v_L . Then G_1^3 has as its edge set the edges of C^3 and five more edges, viz. $v_1v_L, v_2v_L, v_3v_L, v_{k-1}v_L$ and v_kv_L . By Lemma 3.2, and identifying C^3 and H_0 , we see that G_1^3 is generically globally rigid.

Consider also the graph $G_2 = (V_2, E_2)$ with vertex set that of C_2 together with v_2 and v_k if this vertex is not in C_2 , and with edge set that of C_2 together with v_1v_2 and v_1v_k if v_k is not in C_2 . Then arguing much as in the previous paragraph, but appealing twice to Lemma 3.2, we have that G_2^3 is generically globally rigid. The two graphs G_1^3 and G_2^3 are both globally generically rigid and have a common set of at least four vertices, viz. v_k, v_1, v_2 and v_L . Hence the graph formed from the union of the vertex sets and the edge sets of G_1^3 and G_2^3 is generically globally rigid, by Lemma 3.3. This graph is obviously a subgraph of $(G_1 \cup G_2)^3$ with the same vertex set. Accordingly, $(G_1 \cup G_2)^3$ must then be globally rigid.

If there are any vertices of G which are not vertices of $(G_1 \cup G_2)$, then the above line of argument must be repeated, by determining such a vertex which is connected by a single edge to $(G_1 \cup G_2)$, then determining a cycle containing that edge, and so on. As for the two dimensional case, the process can obviously be repeated until the set of vertices of $G_1 \cup G_2 \cup \dots \cup G_r$ for some r is identical with the vertex set of G , and $(G_1 \cup G_2 \cup \dots \cup G_r)^3$ is generically globally rigid and a subgraph of G^3 . This establishes that G^3 is generically globally rigid. ■

In [38] it is pointed out that a necessary and sufficient condition for G^3 to be generically globally rigid is that G is connected, and if the removal of any 2-valent vertex v should disconnect G , then one of the resulting two components is a single vertex.

4 Generating Two-dimensional Trilateration and Three-dimensional Quadrilateration Graphs

4.1 Trilateration graphs

We begin by recalling the notion of a trilateration graph, [6]. While this is of principal relevance just in \mathbb{R}^2 , the definition remains valid in \mathbb{R}^3 . Let $G = (V, E)$ be a graph. Then G is a **trilateration graph** if there are (a) three vertices, v_1, v_2 and v_3 say, for which v_1v_2 , v_2v_3 and v_1v_3 are all edges of G and (b) an ordering (actually, a partial ordering suffices) of the remaining vertices as v_4, v_5, v_6, \dots such that any v_i is joined by (at least) three edges to three earlier vertices in the sequence. The three vertices v_1, v_2 and v_3 are known as a *seed* of the trilateration graph. Given a graph that is somehow known to be a trilateration graph, there can be more than one seed and more than one vertex ordering consistent with the trilateration property.

Trilateration graphs are important in \mathbb{R}^2 , because if a sensor network has a trilateration graph, and at least three of the sensors are anchor nodes, i.e. have known Euclidean coordinates, then the whole network can be easily localized, as we now argue. To see this, assume first that one knows the seed and the ordering. Temporarily locate the seed vertices consistently with the edge lengths by requiring one to be at the origin, one to be on the positive x axis and the remaining one in the positive y half-plane. Then evidently all vertices can be localized relative to these vertices **sequentially**, in a single sweep and in time $O(|V|)$. Then knowledge of the anchor node true positions will define a translation, rotation and possible reflection of the initially determined position of the whole graph to align the anchor nodes with their correct positions, and new positions follow for the rest of the nodes through application of the same translation, rotation and possible reflection. If one knows the seed but does not know the ordering, the time is $O(|V| + |E|)$. If one does not know the seed, one must experiment with different choices of three nodes as a trial seed from which trilateration-type localization is attempted. There are $(1/6)|V|(|V| - 1)(|V| - 2)$ different choices of three nodes from $|V|$. So the complexity of localization, requiring the identification of a seed followed by the sequential localization of all the vertices, is at worst quartic in the number of vertices, $O(|E||V|^3 + |V|^4)$ in fact.. [Actually, if an upper bound, c say, on the valency of every vertex is known, then the maximum number of seeding triangles is of order $c^2|V|$, and the complexity becomes quadratic]. These remarks on complexity do not cover any procedure which nodes might use to discover a sensor's two-hop neighbors or three-hop neighbors. This was described in Section 1 for two-hop neighbors and the complexity is linear in the number of nodes. It will remain linear for three-hop neighbors too.

As will be seen in the main result of this section, there is a simple way to order the vertices of a graph prior to exploiting a trilateration property, and in particular to obtain a seed.

The steps involved in localization, assuming that an increase of sensing radius can be achieved to reach three-hop neighbors are: order the graph vertices as described below (and this can be by propagation through the network, as will be seen, and does not require central computation); increasing the sensing radius (or equivalent measure) to secure trilateration structure, with identified seed; localization of all vertices, relative to the seed; use of anchor positions to obtain absolute position information, differing from the relative localization by a translation and rotation.

Before presenting the main result for \mathbb{R}^2 , we require the following lemma.

Lemma 4.1 *Let $G = (V, E)$ be a connected graph with N vertices. Then there exists an ordering v_1, v_2, \dots, v_N of the vertices of G such that for all $p > 1$, the subgraph of G induced by the set $\{v_1, v_2, \dots, v_p\}$, denoted G_p , is connected.*

and call it v_1 . Pick a vertex connected to v_1 , call it v_2 . Then pick a vertex connected to either of v_1 or v_2 , etc. One can do this until all vertices have been picked, because of the connectivity condition on G .] Now with the above Lemma in hand, we can state the main result:

Theorem 4.1 *Let $G = (V, E)$ be a connected graph with N vertices, and let v_1, v_2, \dots, v_N be an ordering of the vertices of G such that for all $p > 1$, the subgraph of G induced by the set $\{v_1, v_2, \dots, v_p\}$, denoted G_p , is connected. Then G^3 is a trilateration graph, with the same vertex sequence v_1, v_2, \dots, v_N .*

Note that the theorem, while valid in both \mathbb{R}^2 and \mathbb{R}^3 , is of principal relevance for \mathbb{R}^2 , because of the application to localization: tripling the sensing radius of a sensor network containing at least three anchor nodes in \mathbb{R}^2 renders it localizable, with attractive computational complexity. Figure 5 illustrates a trilateration graph obtained by the technique of Theorem 4.1.

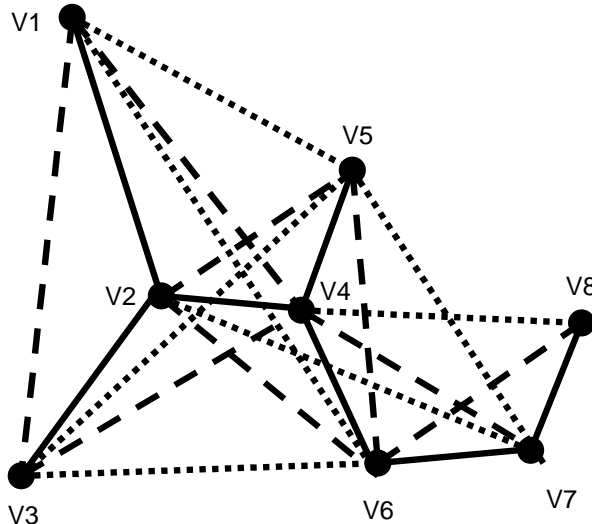


Figure 5: The subgraph shown using just solid lines is a connected graph G . The addition of the long-dashed lines produces G^2 , and the further addition of the short-dashed lines produces a trilateration graph G^3 , with the vertex ordering inherited from G . From v_4 on, each vertex is connected to three earlier vertices.

The proof will be assisted by the following Lemma:

Lemma 4.2 *Let $G = (V, E)$ be a connected graph with N vertices. and let v_1, v_2, \dots, v_N be an ordering of the vertices of G such that for all $p > 1$, the subgraph of G induced by the set $\{v_1, v_2, \dots, v_p\}$, denoted G_p , is connected. Then in G^2 , for all $p > 2$, v_p is a neighbour of two distinct vertices in the set $\{v_1, v_2, \dots, v_{p-1}\}$.*

Proof Since G_p is connected, v_p is a neighbour in G_p of some vertex in the set v_1, v_2, \dots, v_{p-1} , say v_i . Also, if $i > 1$, the same argument implies v_i is a neighbour in G_i of some vertex in v_1, v_2, \dots, v_{i-1} ; as $G_i \subset G_p$, v_i is also a neighbour in G_p of the same vertex in v_1, v_2, \dots, v_{i-1} , call it v_j . If $i = 1$, then v_i is connected to v_2 . Then in G^2 , v_p is connected to v_i and v_j , where $1 \leq i \leq p-1$, $1 \leq j \leq p-1$, $i \neq j$. ■

With this Lemma in hand, the proof of the theorem is relatively straightforward. The main idea is to extend the result of the Lemma from G^2 to G^3 .

Proof of Theorem 4.1 Since the subgraph of G induced by the three vertices v_1, v_2 and v_3 is connected, it is obvious that in G^3 , three edges connect the three vertices. To establish the trilateration property then,

$\{v_1, v_2, \dots, v_{p-1}\}$. Regard v_p as a vertex of G_p^2 . By the Lemma immediately above, it is a neighbour of two vertices, say v_i and v_j with $1 \leq i < j \leq p-1$. Consider now G_j . Then j is a neighbour in G_j of some v_k with $1 \leq k < j$. We now consider several cases.

Case 1: Suppose $v_k \neq v_i$. Then v_i, v_j and v_k are neighbours of v_p in G_p^3 .

Case 2: Suppose $v_k = v_i$ is a neighbour of v_j in G_j . Three subcases occur.

Case 2a: If $j = 2$, then $i = 1$ and v_3 is a neighbour of either v_1 or v_2 in $G_3 \subset G_p$; then v_1, v_2 and v_3 will be neighbours of v_p in G_p^3

Case 2b: If $j > 2$ and $i > 1$, then v_i has a neighbour in $G_i \subset G_j \subset G_p$, call it v_k , with $k < i$; it follows that v_k, v_i and v_j are neighbours of v_p in G_p^3 .

Case 2c: If $j > 2$ and $i = 1$, then v_2 is a neighbour of $v_1 = v_i$, and v_1, v_2 and v_j are neighbours of v_p in G_p^3 . ■

The hypothesis for the theorem here is less demanding than that for the theorem of Section 2. On the other hand, seen from the viewpoint of adjusting a sensing radius to achieve a particular type of connectivity, the requirement here to assure the trilateration property is to treble rather than double the sensing radius. For the three-dimensional case, which we now treat, having a trilateration property is not enough, and the requirement is to quadruple the sensing radius, to assure a quadrilateration property. Localization can then be achieved in linear time.

4.2 Quadrilateration graphs

The quadrilateration property is a simple extension of the trilateration property, and is principally useful in \mathbb{R}^3 . Let $G = (V, E)$ be a graph. Then G is a **quadrilateration graph** if there are (a) four vertices, v_1, v_2, v_3 and v_4 say, for which $v_1v_2, v_1v_3, v_1v_4, v_2v_3, v_2v_4$ and v_3v_4 are all edges of G and (b) an [ry: do we want to say it is a partial order?] ordering of the remaining vertices as v_5, v_6, v_7, \dots such that any v_i is joined by (at least) four edges to four earlier vertices in the sequence. The four vertices v_1, v_2, v_3 and v_4 are known as a seed of the quadrilateration graph.

The key to the main result is the following Lemma, generalizing both Lemma 4.2 above, and the key idea of the theorem on trilateration graphs.

Lemma 4.3 *Let $G = (V, E)$ be a connected graph with N vertices. and let v_1, v_2, \dots, v_N be an ordering of the vertices of G such that for all $p > 1$, the subgraph of G induced by the set $\{v_1, v_2, \dots, v_p\}$, denoted G_p , is connected. Then in G^4 , for all $p > 4$, v_p is a neighbour of four distinct vertices in the set $\{v_1, v_2, \dots, v_{p-1}\}$.*

Proof Regarding v_p as a vertex of G_p^3 , it is a neighbour of v_i, v_j and v_k for some $1 \leq i < j < k < p$. By considering a limited number of particular cases similarly to the proof of Theorem 4.1, it follows that there exists a vertex $v_m, m < p, m \neq i, j, k$ such that in G_p , v_m is a neighbour of one of v_i, v_j or v_k . Then v_i, v_j, v_k and v_m are neighbours of v_p in G_p^4 . ■

The proof of the following theorem is now immediate from this Lemma:

Theorem 4.2 *Let $G = (V, E)$ be a connected graph with N vertices, and let v_1, v_2, \dots, v_N be an ordering of the vertices of G such that for all $p > 1$, the subgraph of G induced by the set $\{v_1, v_2, \dots, v_p\}$, denoted G_p , is connected. Then G^4 is a quadrilateration graph, with the same vertex sequence v_1, v_2, \dots, v_N .*

We generate 100 instances of test networks each with N nodes by uniformly distributing the nodes in an area of 760×787 . We do not consider anchors, as we are interested here is how many nodes we can localize.

For each instance of the test networks, we compute the following performance metrics:

- r_1 : We raise the sensing radius of the network gradually until the largest connected component of the network contains all of the N nodes. We refer to this radius as r_1 .
- $3r_1$: One way to achieve G^3 , as required in Theorem 4.1, when G is the connected network at radius r_1 , is to just treble r_1 . We denote $3r_1 = 3 * r_1$.
- r_1^3 : Another way to achieve G^3 when G is the connected network at radius r_1 is to start with radius r_1 at each node, and then raise the sensing radius of each node individually so that it connects to all of its neighbours' neighbours' neighbours. We compute the average of the radii of all nodes and denote it by r_1^3 .
- r_2 : We raise the sensing radius of the network gradually until the largest 2-connected component of the network contains all of the N nodes. We refer to this radius as r_2 . Note that at r_2 we achieve node 2-connectivity, which implies edge 2-connectivity and thus is a stronger condition than required in Theorem 2.1.
- $2r_2$: One way to achieve G^2 when G is the 2-connected network at radius r_2 is to just double r_2 . We denote $2r_2 = 2 * r_2$.
- r_2^2 : Another way to achieve G^2 is to start with radius r_2 at each node, and then raise the sensing radius of each node individually so that it connects to all of its neighbours' neighbours. We compute the average of the radii of all nodes and denote it by r_2^2 .
- r_{GR} : We raise the sensing radius of the network gradually until the largest globally rigid component contains all N nodes. We refer to this radius as r_{GR} .

Figure 6 reports the results for the first 30 instances when $N = 100$. We make the following observations. First, controlling the sensing radii of the nodes individually to increase connectivity, e.g., from G to G^2 or G to G^3 , requires lower radius compared with simply doubling or trebling the network-wide sensing radius. This result is somehow intuitive and is verified by observing that $2r_2 > r_2^2$ and $3r_1 > r_1^3$ for all test instances, as foreshadowed in the discussion at the end of Subsection 1.2. It should be noted, however, that connectivity control on individual nodes may have larger overhead than the simpler operation of doubling or trebling the network sensing radius. Second, it is clear that $2r_2$ is higher than r_{GR} . This is expected since the network at the network-wide sensing radius $2r_2$ is globally rigid, and r_{GR} is the minimum network sensing radius to be globally rigid. The average sensing radius r_2^2 is also higher than r_{GR} for all instances of networks. Third, it is clear that $3r_1$ is higher than r_{GR} . This is again expected since the network at the network-wide sensing radius $3r_1$ is a trilateration network which is globally rigid, and r_{GR} is the minimum network sensing radius to be globally rigid. Fourth, we observe that in general, the sensing radius to achieve trilateration (i.e. $3r_1$ and r_1^3) is higher than that to be localizable using the algorithm in Figure 4.

Figure 7 normalizes the sensing radii with respect to r_{GR} . We observe that to be localizable using the algorithm in Figure 4, the sensing radius is on average 1.48 times for r_2^2 and 1.75 times for $2r_2$ of the global rigidity radius. To be able to trilaterate, the sensing radius is on average 1.78 times for r_1^3 and 2.3 times for $3r_1$ of the global rigidity radius. Although the sensing radii for these algorithms are higher than the minimum global rigidity radius, as we will see below, using the minimum radius may cause many nodes to be uniquely localizable only in theory but not in known algorithms.

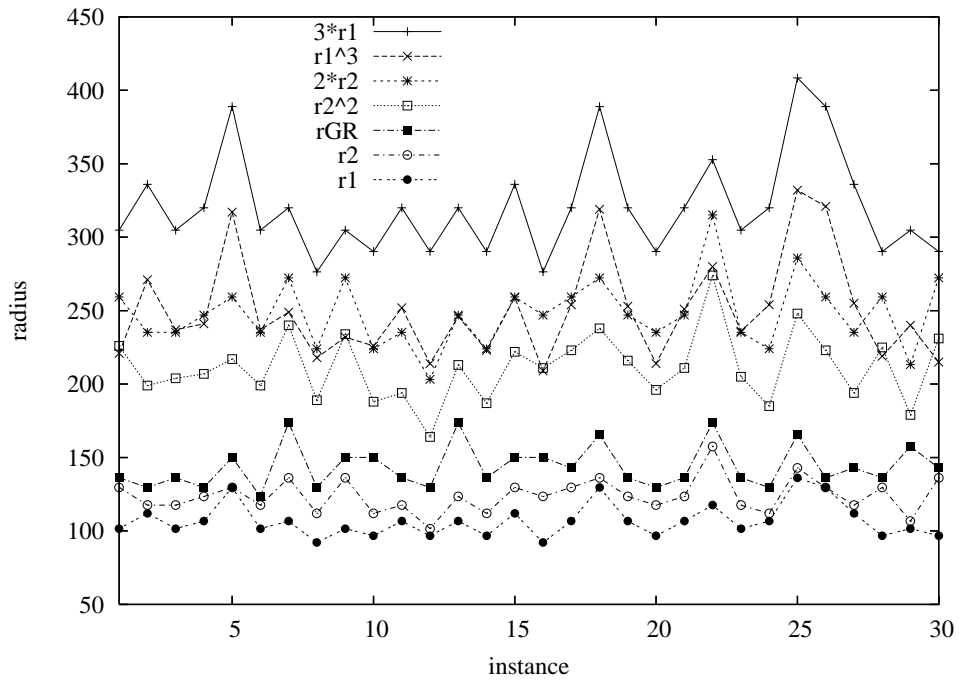


Figure 6: Sensing radii to achieve various connectivity and localization objectives.

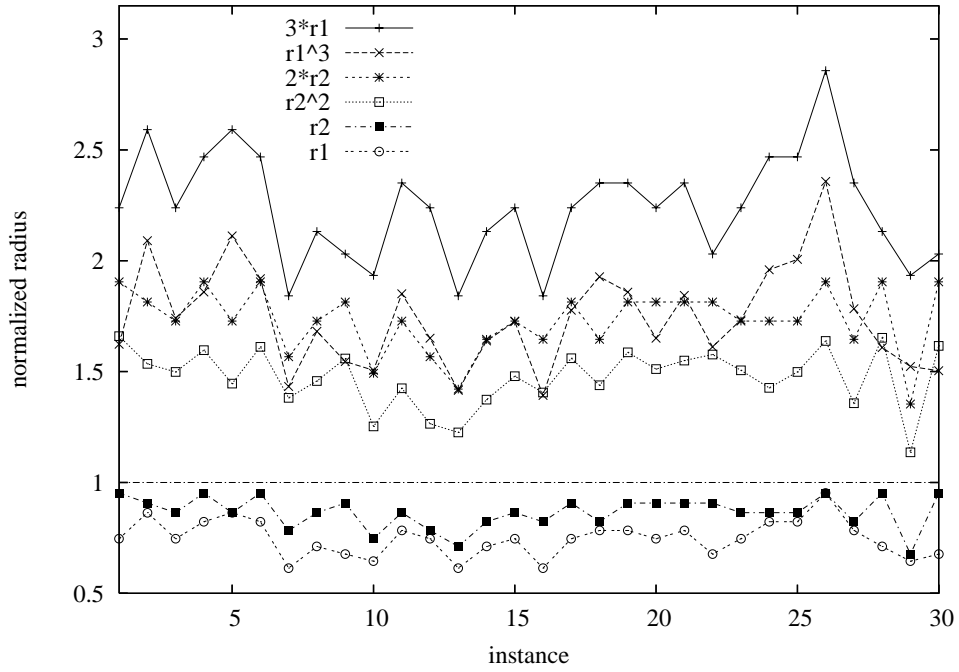


Figure 7: Normalized sensing radii to achieve various connectivity and localization objectives.

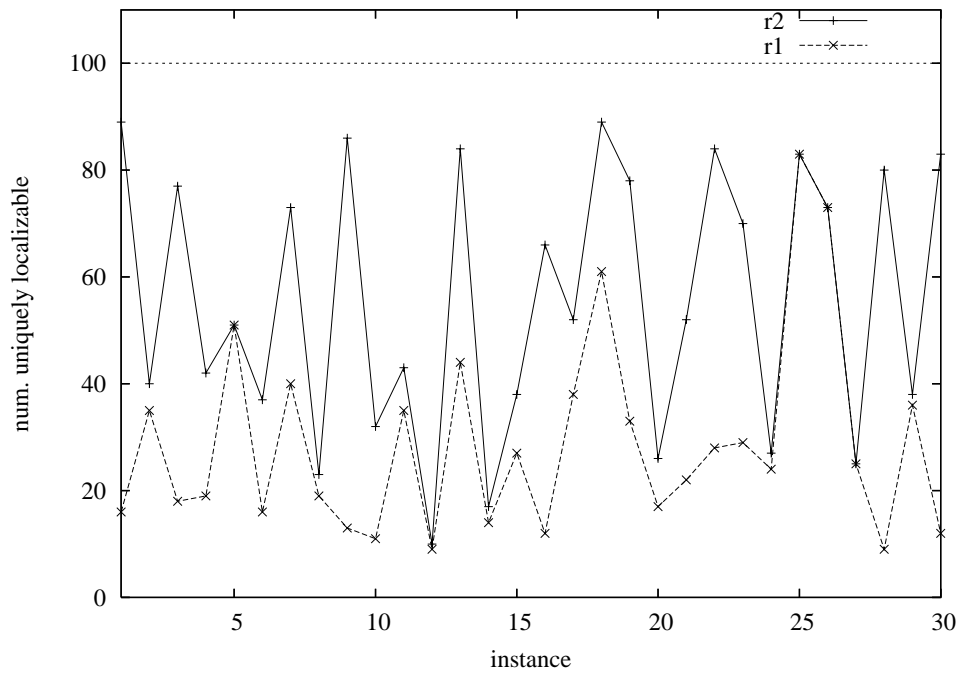


Figure 8: Numbers of uniquely localizable nodes at different radii.

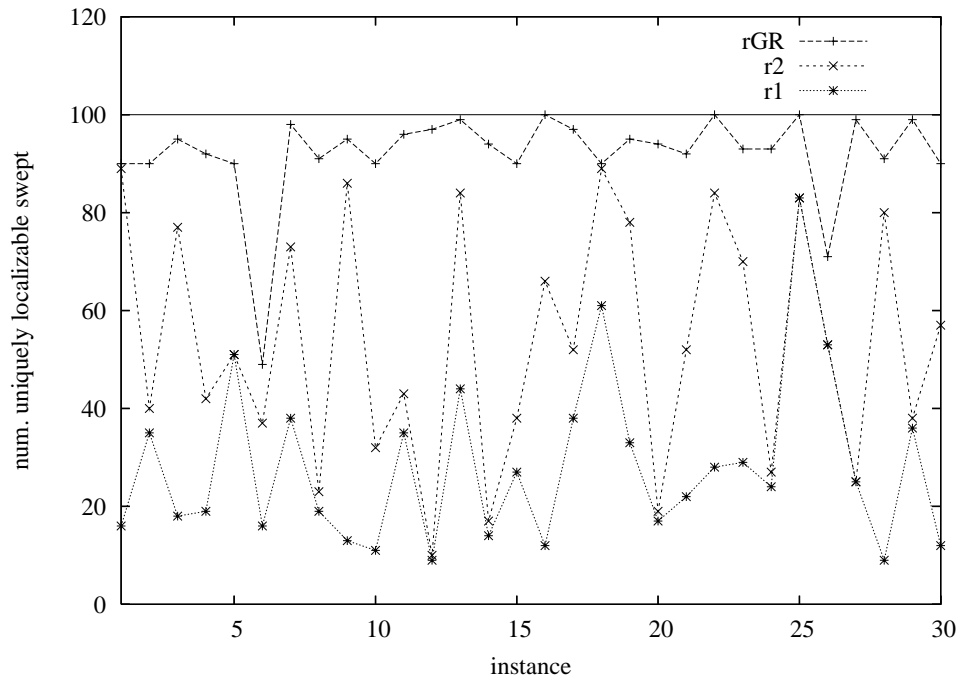


Figure 9: Numbers of uniquely localizable nodes that can be swept at different radii.

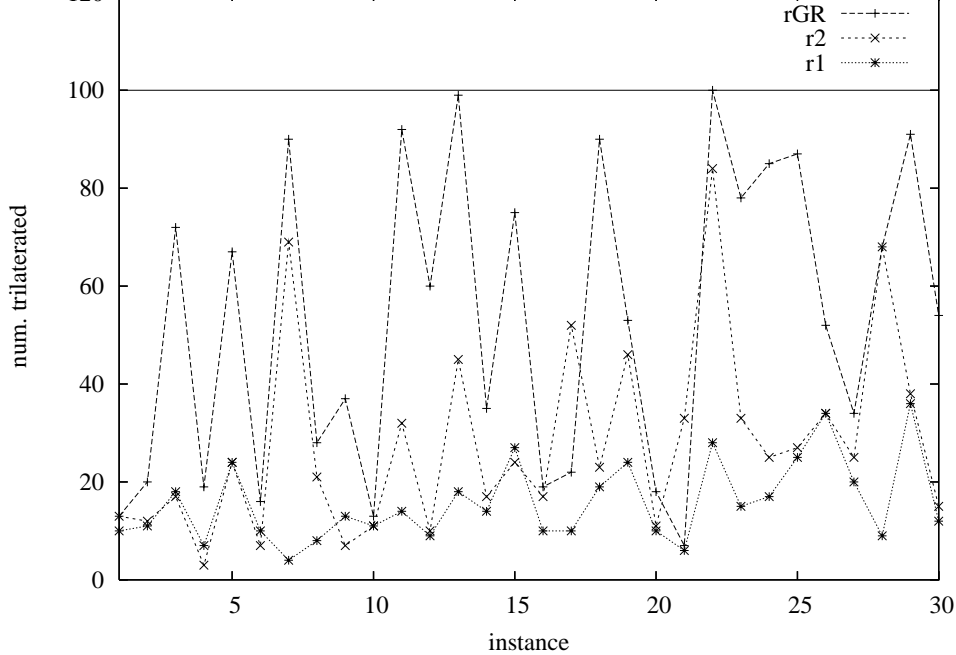


Figure 10: Numbers of uniquely localizable nodes that can be trilaterated at different radii.

To start, we first show the number of nodes that are uniquely localizable at r_1 and r_2 . The result is shown Figure 8. We observe that although there are instances in which a large number of nodes are uniquely localizable at r_2 , there are also instances in which a large number of nodes cannot be uniquely localized even in theory. Even when a node can be uniquely localizable in theory, it may not be localizable by an efficient algorithm. Figure 9 shows the number of uniquely localizable nodes that can be localized by the algorithm in Figure 4. We observe that the algorithm can localize a large number of nodes in most instances. However, even at r_{GR} , there are instances (e.g., instance 6) in which many nodes are localizable in theory but not by the algorithm. We have also conducted experiments with 200 nodes, and observed instances in which even at r_{GR} less than 5% of the nodes can be localized by the algorithm in Figure 4. This shows the importance of topology control for easily localizable networks. Figure 10 shows the number of nodes which can be localized by trilateration. Again, we observe large variations in different test cases. At radius r_{GR} , although there are many instances in which above 90% of the nodes can be localized by trilateration, there are also many instances in which less than 20% of the nodes can be trilaterated. This again shows the importance of applying graph-theoretic techniques to construct networks for easily localizable networks.

6 Conclusions

This paper has shown how, by an operation that can be likened to increasing the sensing radius of the sensors in a sensor network, the localization problem can be made solvable, and indeed solvable in linear time, if the network has certain limited connectivity properties before any adjustment of the sensing radius.

Certain variants on the ideas can easily be contemplated. It is known for example that in \mathbb{R}^2 , six-connectivity of a graph guarantees generic global rigidity, [31]. Whether or not such a graph is a trilateration graph is not known to the authors, or whether it could be made a trilateration graph by a simpler maneuverer than that contemplated in this paper is not known. Again, it is possible to contemplate sensors with directional properties. Suppose each sensor in a two-dimensional sensor network is guaranteed to have one

One can also envisage that sensors are laid down by a random process, as discussed for example in [6]. Consider for example a graph obtained by laying down n sensors in a unit area, independently and with uniform distribution. Suppose the sensing radius is r for all sensors. If $r > (1/\sqrt{\pi} + \epsilon)\sqrt{(\log n/n)}$ for arbitrary positive ϵ and all n , so that r is allowed to depend on n , then as $n \rightarrow \infty$ the graph is connected, see [39]. Thus with probability very close to 1, and with a large value of n , trilateration will be achieved when r is chosen to exceed the lower threshold of $3(1/\sqrt{\pi})\sqrt{(\log n/n)}$. One could still contemplate graphs however where the trilateration property ‘just’ failed; one might suspect that such graphs could at least still be globally rigid, with parts of them in trilateration ‘islands’, linked by a certain number of edges. If the number of islands is small, one might conjecture that the computational complexity of localizing such a globally rigid graph could be exponential in the number of islands, but not the number of vertices.

As noted in Section 1, from the graph theory point of view, instead of increasing the sensing radius r to acquire some graphical property, one can increase the areal density of sensors; this is particularly apparent in the random case.

References

- [1] M Weiser, “Some computer science problems in ubiquitous computing,” *Communications of ACM*, July 1993
- [2] GH Forman and J Zahorjan, “The challenges of mobile computing,” *IEEE Computer*, vol 27, no.4, pp. 38-47, April 1994
- [3] B Karp and HT Kung, “GPSR: Greedy perimeter stateless routing for wireless networks,” *Proceedings of the Sixth International Conference on Mobile Computing and Networking 2000*, Boston MA, August 2000
- [4] B Hofmann-Wellenhof, H Lichtenegger and J Collins, *Global Positioning System: Theory and Practice, 4th Edition*, Springer-Verlag, 1997
- [5] A Savvides, C-C Han and MB Strivastava, “Dynamic fine-grained localization in ad-hoc networks of sensors”, *Proceedings of the Seventh International Conference on Mobile Computing and Networking 2001*, Rome Italy, July 2001, pp. 166-179
- [6] T Eren, DK Goldenberg, W Whiteley, YR Yang, AS Morse, BDO Anderson and PN Belhumeur, “Rigidity and Randomness in network localization”, *Proceedings of the 17th Annual Joint Conference of IEEE Computer and Communication Societies (INFOCOM)*, Hong Kong, 2004, Vol 4, pp 2673-2684.
- [7] DK Goldenberg, A Krishnamurthy, WC Maness, YR Yang, A Young, AS Morse, A Savvides, BDO Anderson, “Network localization in partially localizable networks”, *Proceedings of the 18th Annual Joint Conference of IEEE Computer and Communication Societies (INFOCOM)*, Miami, March 2005
- [8] T He, C Huang, B Blum, J Stankovic and T Abdelzaher, “Range-free localization schemes in large scale sensor networks”. *Proceedings of the Ninth International Conference on Mobile Computing and Networking (Mobicom)* San Diego, Sep 2003, pp. 81-95
- [9] DJ Torrieri, “Statistical theory of passive location system”, *IEEE Transactions on Aerospace and Electronic Systems*, vol. AES-20, 1984, pp. 183-198
- [10] T Rappaport, J Reed and B Woerner, “Position location using wireless communications on highways of the future”, *IEEE Communications Magazine*, vol. 34, 1996, pp. 33-41
- [11] TE Biedka, JH Reed and BD Woerner, “Direction finding methods for CDMA systems”, *Proceedings of the 13th Asilomar Conference on Signals, Systems and Computers*, vol. 1, 1996, pp. 637-641

- for CDMA cellular phone systems”, *Proceedings of the 2000 IEEE Sensory Array and Multichannel Signal Processing Workshop*, 2000, pp. 408-412.
- [13] J Bruck, J Gao and A Jiang, “Localization and routing in sensor networks by local angle information”, *Proceedings of the Sixth International Conference on Mobile Ad Hoc Networking and Computing (Mobicom)*, ACM Press New York, NY, 2005, pp. 181-192
- [14] L Doherty, K Pister and L El Ghaoui, “Convex position estimation in wireless sensor networks”, *Proceedings of the 14th Annual Joint Conference of IEEE Computer and Communication Societies (INFOCOM)*, vol. 3, 2001, pp. 1655-1663
- [15] N Bulusu, J Heidemann and D Estrin, “GPS-less low-cost outdoor localization for very small devices”, *IEEE Personal Communications*, vol.7 2000, pp. 28-34
- [16] D Niculescu and B Nath, “Ad hoc positioning system (APS)”, *Proceedings of IEEE GLOBECOM*, vol. 5, 2000, pp. 2926-2931
- [17] Y Shang, W Ruml, Y Zhang and M Fromherz, “Localization from connectivity in sensor networks”, *IEEE Transaction on Parallel and Distributed Systems*, vol. 15, 2004, pp. 961-974
- [18] Y Shang, W Ruml and Y Zhang, “Improved MDS-Based Localization”, *Proceedings of the 17th Annual Joint Conference of IEEE Computer and Communication Societies (INFOCOM)*, Hong Kong, 2004
- [19] P Biswas and Y Ye, “Semidefinite programming for ad hoc wireless sensor network localization”, *Third International Symposium on Information Processing in Sensor Networks*, 2004, pp. 46-54
- [20] AM-C So and Y Ye, “Theory of semidefinite programming for sensor network localization”, *Mathematical Programming*, to appear
- [21] AA Kannan, G Mao and B Vucetic, “Simulated annealing based localization in wireless sensor network”, *Proceeding 30th IEEE Conference on Local Computer Networks*, 2005, pp. 513-514
- [22] AA Kannan, G Mao and B Vucetic, “Simulated annealing based wireless sensor network localization with flip ambiguity mitigation”, *Proceedings of the IEEE Vehicular Technology Conference 2006*, to appear
- [23] M Cao, AS Morse, BDO Anderson, “Sensor Network Localization with Imprecise Distance”, *System and Control Letters*, to appear.
- [24] D Moore, J Leonard, D Rus and S Teller, “Robust distributed network localization with noisy range measurements”, *Proceedings of the 2nd ACM Conference on Embedded Networked Sensor Systems (SenSys)*, 2004, pp. 50-61
- [25] G Mao, BDO Anderson, B Fidan, “Online Calibration of Path Loss Exponent in Wireless Sensor Networks”, *Proceedings of IEEE GLOBECOM 2006*, to appear.
- [26] DK Goldenberg, P Bihler, M Cao, J Fang, BDO Anderson, AS Morse and YR Yang, “Localization in Sparse Networks using Sweeps”, *Proceedings of the Seventh International Conference on Mobile Ad Hoc Networking and Computing (Mobicom)*, 2006
- [27] B Hendrickson, “Conditions for unique graph realizations”, *SIAM J Computing*, vol 21, 1992, pp. 65-84
- [28] G Laman, “On graphs and rigidity of plane skeletal structures”, *Journal of Engineering Mathematics*, vol. 4, 1970, pp. 331-340
- [29] W Whiteley, “Some matroids from discrete applied geometry”, in JE Bonin, JG Oxley and B Servatius, eds., *Contemporary Mathematics*, vol. 197, American Mathematical Society, 1996
- [30] T Tay and W Whiteley, “Generating isostatic frameworks”, *Structural Topology*, vol. 11, 1985, pp. 21-69

- [32] R Connelly, “Generic global rigidity” in *Applied Geometry and Discrete Mathematics*, DIMACS Ser. Discrete Math. Theoret. Comput. Sci., vol 4, American Math Soc, 1991, pp 147-155
- [33] R Connelly, “Generic global rigidity” , *Discrete and Computational Geometry*, vol. 33, 2005, pp. 549-563.
- [34] J Saxe, “Embeddability of weighted graphs in k -space is strongly NP-hard”, *Proceedings of 17th Allerton Conference in Communications, Control and Computing*, 1979, pp. 480-489
- [35] J Aspnes, T Eren, DK Goldenberg, AS Morse, W Whiteley, YR Yang, BDO Anderson and PN Belhumeur, “A theory of network localization”, *IEEE Transactions on Mobile Computing*, to appear.
- [36] SO Krumke and H Noltemeier, *Graphentheoretische Konzepte und Algorithmen*, Teubner, 2005
- [37] T Cormen, C Leiserson, R. Rivest and C Stein, *Introduction to Algorithms, 2nd edition*, The MIT Press, 2001
- [38] M Cheung and W Whiteley, “Transfer of global rigidity results among dimensions: Graph powers and coning”. Preprint, York University, 2005
- [39] P Gupta and PR Kumar, “Critical power for asymptotic connectivity of wireless networks” in *Stochastic Analysis, Control, Optimization and Applications: A volume in honor of W.H. Fleming*, Birkhauser, Boston, 1998
- [40] X Li, Y Wang, P Wan and C Yi, “Fault Tolerant Deployment and Topology Control for Wireless Ad Hoc Networks” , *Proceedings of ACM MobiHoc*, Annapolis, MD, 2003
- [41] G Calinescu and PJ Wan, “Range Assignment for Biconnectivity and k -Edge Connectivity in Wireless Ad Hoc Networks”, *Lecture Notes in Computer Science*, volume 2865, 2003
- [42] M Hajiaghayi, N Immorlica, and V Mirrokni, “Power Optimization in Fault-Tolerant Topology Control Algorithms for Wireless Multi-hop Networks” *Proceedings of Ninth International Conference on Mobile Computing and Networking (Mobicom)*, Dan Diego, 2003
- [43] N Li, JC Hou, “FLSS: a Fault-Tolerant Topology Control Algorithm for Wireless Networks” , *Proceedings of Tenth International Conference on Mobile Computing and Networking (Mobicom)*, Philadelphia, Pennsylvania, 2004
- [44] P Santi, *Topology Control in Wireless Ad Hoc and Sensor Networks*, John Wiley and Sons, 2005